




Subtract Single Digit Numbers - Subtraction Sentences Up To 10

Name _____

Date _____

Complete the subtraction sentence.




9 purple smiley faces arranged in a 3x3 grid. The two smiley faces in the bottom right corner are crossed out with red diagonal lines.

_____ - 2 = _____




8 green bear-like characters arranged in two rows of four. The six characters in the second row are crossed out with red diagonal lines.

_____ - 6 = _____




7 pink heart-shaped characters with a tongue sticking out, arranged in two rows. The top row has 4 characters and the bottom row has 3 characters. The last character in the bottom row is crossed out with a red diagonal line.

7 - _____ = _____




6 pink heart-shaped characters with a tongue sticking out, arranged in two rows of three. The five characters in the top row are crossed out with red diagonal lines.

_____ - 5 = _____



5 purple smiley faces arranged in two rows. The top row has 3 characters and the bottom row has 2 characters. The last character in the bottom row is crossed out with a red diagonal line.

5 - _____ = _____




10 purple smiley faces arranged in two rows of five. The seven characters in the top row are crossed out with red diagonal lines.

_____ - 7 = _____




8 green bear-like characters arranged in two rows. The top row has 5 characters and the bottom row has 3 characters. The last character in the bottom row is crossed out with a red diagonal line.

8 - _____ = _____



10 purple smiley faces arranged in two rows of five. All ten characters are crossed out with red diagonal lines.

10 - _____ = _____



9 purple smiley faces arranged in three rows of three. The five characters in the middle and bottom rows are crossed out with red diagonal lines.

_____ - 4 = _____