



INFIQ GRADE 1 WORKSHEETS

Time - Relate Time to A.M. or P.M.

Name _____


Date _____

Do these activities typically take place in the a.m. or p.m.?

Riding a bicycle to school. 

a) 7:50 p.m.

b) 7:50 a.m.

Doing homework. 


a) 5:00 a.m.

b) 5:00 p.m.

Eating dessert after dinner. 


a) 8:00 p.m.

b) 8:00 a.m.

Someone says 'good morning'. 

a) 9:30 a.m.

b) 9:30 p.m.

The morning school bell goes off. 

a) 8:15 p.m.

b) 8:15 a.m.