



# INFIQ GRADE 1 WORKSHEETS

## Time - Relate Time to A.M. or P.M.

Name \_\_\_\_\_


Date \_\_\_\_\_

Do these activities typically take place in the a.m. or p.m.?

Going to church in the morning 

a) 10:45 a.m.

b) 10:45 p.m.

Morning walk. 


a) 6:00 a.m.

b) 6:00 p.m.

Watching the morning news. 


a) 7:15 p.m.

b) 7:15 a.m.

Parents getting ready for work. 

a) 5:50 p.m.

b) 5:50 a.m.

Taking a nap after lunch. 

a) 2:00 a.m.

b) 2:00 p.m.

Download the Curriculum-based **INFIQ** Digital Workbook from the App Store for **UNLIMITED QUESTIONS**